

Quiltations

February 2011

2010-2011 Schedule

MEETINGS:

(DOORS OPEN @ 6 AND THE

MEETING STARTS @ 7:30)

TUESDAY, MARCH 1

JENNIFER BEAVEN

MONDAY, MARCH 21

SYLVIA NAYLOR

MONDAY, APRIL 11

URSULA KERN

MONDAY, MAY 16

GERI BARR

WORKSHOPS:

FEB 26 AND FEB 27

PAINT, STITCH, EMBELLISH

MAR 19 AND MAR 20

FLORAL AND ORGANZA

APR 9 AND APR 10

BUGS AND FLOWERS

MAY 14 AND MAY 15

JOURNAL QUILTS

QUILT SHOW:

JUNE 3 - 5, 2011

ALL EVENTS ARE HELD AT
THE ARSENAL CENTER FOR
THE ARTS, 321 ARSENAL
ST, WATERTOWN, MA.

Please note the next membership meeting is on a Tuesday.

President's letter

Is anybody out there?

Stuck in Massachusetts, down a 7' wide road, 6' snowdrifts, pristine, no hint of habitation, I am blissful! Snow days, everyday, my 1 ½ mile road under attack by global warming that is somewhere else.

Are you creative when snowed in? I am. Sewing studio reorganized 6 times, gifts to others completed and delivered. PayPal, my pal, no matter what the husband says. I am thankful for all the fabric that keeps me warm, energized and being sent to me as I write. The greatest thing about a huge stash is you don't need to leave to create, you just need power! And Paypal!

I threw out 6 rewards cards from quilt stores that have gone out of business last year and realize that you need to support them! They always have what you need at the last minute. Coupons are great but those stores are not always your best friend.

A wonderful program in January with QC member and award winner, Pat Delaney! I've taken classes with her and her best suggestion was to find the slow button on my machine and use it! I did. I am so thankful. So is my machine!

I hope everyone buys their \$10.00 raffle tickets for the handquilted QC Raffle quilt coordinated by Mary Walters and volunteers. A great undertaking by us to create! If you buy your tickets, sit with the quilt at other quilt shows, hand quilt it, you get chances to win the Members quilt or the larger one. Why should you buy these? First, ask yourself; Are you going to sit still long enough to create this? Not I. Do you love whole-cloth quilts? Are they too costly to buy? If you answered yes to any questions you need to buy your raffle tickets now. Send money to Marla Richmond, our coordinator, again, or bring it to the next QC regular meeting.

I challenge everyone to make small, under 20" on any side, "Where in the World" Challenge quilt. See the details republished in this version

Executive Board

PRESIDENT, JESSICA LEGER
978-827-6611
JELEGER@COMCAST.NET

VICE-PRESIDENT, ELAINE STONE
781-862-7708
EEAASTONE@RCN.COM

SECRETARY, DEBORAH ROCHA
617-244-3896
DEBROCHA86@HOTMAIL.COM

TREASURER, IRENE DWYER
617-846-0055
IRENE_DWYER@HOTMAIL.COM

PROGRAM CHAIR:
ANN BONSETT
781-894-0778
ABONSETT@RCN.COM

MEMBERSHIP CO-CHAIRS:
SUSAN STEMPORZEWSKI
603-508-6004
STEMPS@COMCAST.NET
AND
STEPHANIE LAURIN
603-426-3070
SLAURIN330@COMCAST.NET

QUILT SHOW CHAIR
SHARON MONAHAN
508-660-2066
SGM02081@COMCAST.NET

MEMBER AT LARGE
ELLEN ZELLNER
617-232-4566

UPCOMING BOARD MEETINGS
CONTACT A BOARD MEMBER FOR
MORE DETAILS.

Board of Directors

1 YEAR - BEVERLY FINE
2 YEAR - SANDY GREGG
3 YEAR - SYLVIA EINSTEIN
PAST PRESIDENT - ANN BONSETT
PRESIDENT - JESSICA LEGER

Newsletter Deadline

WEDNESDAY, MARCH 2ND
EMAIL MELISSA RADZYMINSKI
MRADZYMINSKI@YAHOO.COM

of the newsletter. What better way to celebrate this hibernation then by creating a place you would like to go, have already visited or imagined as you sit watching the snow come down? Benefiting others is always a great way to soothe the soul. My husband calls me the "Do-good-er" because I like to make things for others and volunteer. Imagine a day, bored, nothing but TV? The real way to celebrate life is to live it, especially helping others. Try it!

I went out one day to babysit my 15 month old granddaughter, Elise. I wore, jeans, a gray sweatshirt, no jewelry and a furry coat. I first went to a local quilt store, owned by a friend, who was so disappointed in my appearance she told the fabric buyer with her that I, Jessica, is usually so colorful she can't imagine what was wrong. I went to my daughter's to babysit and she asked if I was sick because I was so drab and then I went home where my husband asked if I had fixed myself up especially for him. I guess appearance does matter, especially if everyone needs you to be the sunshine in their lives. I do believe what my mother told me that everyday you need to put your clothes on and you can choose to look better or creative or not. I know I can do better.

Can't wait for next month, see ya.
Jessica

Treasurer's Report - February 10, 2010

Checking Account Balance 12/05/10 \$ 28,813.57

Deposits 01/05/11

Sales Table 110.69

Expenses:

ACA Rent, January 7 February	(2,000.00)
Membership Expenses	(58.29)
Speaker Fees, Expenses	(1,600.00)
Credit Card Machine Fee	(36.95)
Tax Return Filing Fee	(35.00)
Rent, Winter Free Workshops	(200.00)
Rent, December Comfort Quilts Workshop	(75.00)
NEQS (Sales Table and Comfort Quilts)	(262.50)

Balance 02/10/11: \$ 24,656.52

Winter Free Workshop

Well, the Winter Free Workshop was Saturday, the 22nd of January, and correct me if I am wrong, but a good time was had by all. The changes to the space that St. Brigids made this past year had everyone crowing, especially the lunch crew who didn't have to figure out which burners on the stove worked. They all did!

A great big thank you to our members who volunteered to teach; Ethel Shulam, Sherry Winkelman, Mary Walter, Gladys Perkins Elana Schreiber, Donna Jean Downer, Betty Hauck, Christina Inge and Judy Becker. These fabulous women all shared their knowledge and ran 9 fabulous workshops that were all very well attended.

Another great big thank you goes to the lunch crew: Kate O'Leary, Cathy Berry, Karen Bettencourt, Tina Reinhart, Carol Symonds and Sheila Toomey, who prepared and provided a wonderful lunch of chili, corn chowda, vegetable soup, salads and breads. They have since shared all of those wonderful recipes with the guild on the yahoo group.

And thank you to all of the members who came, learned, met someone new and brought tasty deserts to share.

On another note, after 3 years of planning and organizing the WFW it is time for me to hand it over to another member. I have all of my notes from years past, people are very happy with the space, so unless the rent goes through the roof the space should be easy, there is a spot on our membership form for those who would like to teach at the workshop to let us know of their interest, so no cold calls to get teachers. It is a lot of fun, and a great way to get to know the members. So if you have any interest in running this next year please talk to me and check that box off on your membership form.

It has been great fun!
Carolyn MacLellan
carolyn_maclellan@yahoo.com

Show Publicity Update

Hello everyone. Just an update as to where we are regarding advertising and publicity.

There is still time (in fact until April 1st) to place an ad or gather one from your friendly Quilt Store, family member, etc.

Ginny Such will be sending out flyers to Guilds and stores starting March 1st.

I have contacted a student, from the Walpole High School Art Department, who is going to go on to study graphic arts. Rachel is going to design a flyer for us before the end of the month.

A big thank you for those of you who answered my call for help with printers. I will be contacting them shortly, to pick the one that fits our needs, ability to do a show catalog, price etc.

Thanks again, the crew
Ann Bonsett, Ginny Such, Anna Oberlander

Designer of the Month

Hi All, Aurifil is sponsoring a Designer of the Month this year. Every month, different quilt designers will offer a free project on the Aurifil blog website <http://auribuzz.wordpress.com/> and if you complete it and post a picture to the Flickr group, you could win a prize of some Aurifil thread. I am planning to do as many of them as I can and am almost done with the first project by Susan Brubaker Knapp. Please check out the projects and jump in and have some fun. If you have any questions, feel free to send me an email.

Happy Quilting, Donna M-O
QC/CPM/Follow That Thread

Quilt Show News

This snowy season has provided many of us with time to play with colors, sew and quilt. I hope many of you who haven't participated in our annual show will be inspired to do so this year!

All information and forms relating to the show can be found on Quilters' Connection website. These include quilt entries, challenge entries, boutique, advertising and volunteers. Forms must be sent to the appropriate committee members by April 1! Please read them carefully and fill them out completely. If you do not have access to e-mail please get copies from a friend or pick up forms at our monthly meetings March 1 and 21. Please add your local paper's name and address/e-mail to your entry form if possible so we can further publicize the show!

Our show committee needs someone to help with the layout of our show booklet. Our Advertising committee is doing a terrific job collecting ads to help defray the cost. They would appreciate receiving forms from you, your long-arm quilters and merchants you help support! As for the booklet, few hours of your time will be most appreciated!! Contact me at sgm02081@comcast.net or 508.660.2066.

Don't forget that all exhibitors and boutique consignors must volunteer for a minimum of three hours during the show. Please complete the volunteer form, choosing the day, time and tasks you prefer; there are MANY jobs to fill over the four days. We will do our best to honor your requests. Deadline is April 1!

Sharon Monahan, Quilt Show Chair

Death of a QC Member

It was printed in The Boston Globe on January 31, 2011 that Rowenta Fisher passed away 2 days before her 97th birthday. "Rowena's passion for people and community, her creativity, curiosity and energy enriched her life and that of others."

Miriam Sokoloff remembers that when she joined QC in the '80s Rowena was a very active member.

Call for Quilt Entries

IMAGES is the heart of the Lowell Quilt Festival, an annual citywide celebration of quilts. For 2011, we are anticipating entries from some 400 local, national and international quilters. Participation is open to all quilters, from seasoned masters to talented newcomers. There's even a special Youth Quilt category. Entries are due by May 1, 2011

IMAGES is a judged and juried show, offering ribbons and prizes in several categories. Each entrant will receive thoughtful feedback from National Quilt Association (NQA) certified judges, so participation offers a wonderful opportunity for your craft and artistic vision to blossom.

The IMAGES 2011 entry form and submission guidelines can be downloaded at www.lowellquiltfestival.org.

Jennifer Beaven:

“Paint, Stitch and Embellish”

Workshop One: Saturday, February 26

Workshop Two: Sunday, February 27

Membership Meeting: Tuesday, March 1st

With this process, you will be able to begin with a simple image and develop it into a satisfyingly complex original quilt. We will look at ways to refine a personally meaningful image and plan a design. (You don't need to know how to draw.) We will use easy techniques to add line and color to white cotton fabric.

You will learn and practice several useful stitches for outlining, shading and highlighting areas of your work. We will play with ways to use a variety of embellishments to give your piece a dynamic surface.

Using the repetition of simple actions, marks and stitches is a powerful way to produce a quilt that is both personally meaningful and visually compelling.

News and Notes

Elin Noble's quilt, “Fugitive Pieces 2” was accepted into Quilt National. She is also an exhibitor in the “One Passion, Many Voices” (regional SDA exhibition). Elin is also included in a review in the Winter 2010-2011 issue of Fiberarts of an exhibition “Carved Board Clamp Resist Dyeing: Historical Perspective and Contemporary Application” (page 52)

Mary-Ellen Latino had a piece in the Brush Gallery 2010 Members' juried show in Lowell, MA that ran from 12/11/10-1/29/11. Mary-Ellen also has a piece in the “Identity” Exhibition of Fiber Art (SAQA regional sponsored CT, MA & RI) juried show at the Windsor Art Gallery, 40 Mechanic St., Windsor, CT. 1/22/11-3/5/11. As well as “One Passion, Many Voices” (reg. SDA show) at Artworks! New Bedford, 2/5-4/4. She also has a solo invitational exhibit, “Celebrating Life in Fiber” at the Landmark Corp. in Tarrytown, New York, 11/22/10-3/15/11(by apt. only).

Diana Galson-Kooy was one of the exhibitors in the multi-media show sponsored by the Newton Art Association, Jan 3 -Feb 12 at the Scandinavian Living Center, West Newton. Also, DKThreads has a “bigger than life” poster of one of Diana's quilts....on the bridge in Newton Highlands through the Newton Highlands Bridge Project.

Laurie LaConte sent a comfort quilt to the Hopes and Dreams Quilt Challenge to benefit ALS patients and causes. The quilt won the “People's Choice” award from over 1,300 quilts submitted. The \$500 cash prize was donated back to the ALS charity. The quilt was a bargello type of quilt made with ocean scene fabrics. Each layer was quilted with a different pattern...shells on the sandy beach, fish in the water, clouds in the sky. I had hoped that it would go to an ALS patient who loves the ocean

Please help by hosting speaker!

Would you like to host an upcoming speaker? We currently have openings for Jennifer Beaven, our own QC member, driving down from Maine.

Friday/Saturday February 25-26

Sunday/Monday/Tuesday

February 27 & 28 and March 1st

We also have openings for Sylvia Naylor.

Friday/Saturday March 18 and 19

Sunday/Monday March 20 and 21

Please email Ann if you are interested!

abonsett@rcn.com

but I was thrilled that it was chosen for the exhibit, shown in Houston, and voted the People's Choice. I was inspired to send the quilt after reading about the son of the owner of Quilter's Dream Batting and his battle with ALS.

Valarie Poitier's work be on display at the Haley House in Roxbury January-March 2010, the artists reception was on January 15th. She will also be speaking at the New England Quilt Museum at the Grand Opening of the "No Holds Barred" exhibition that she is the guest curator for. She also has a quilt in the exhibit. On Saturday March 19, 10:00 there is the SAQA NE Meeting & Gallery Walk (open to the public) Hosted by SAQA Reps, Valarie Poitier and Jeanne Marklin.

QC members who also have quilts in the "No Holds Barred" exhibition are; Nancy Crasco, Linda B. Dunn Beverly Fine, Sandy Gregg, Carol Anne Grotrian, Rosemary Hoffenberg, Valarie Poitier, and Bobbie Sullivan.

Michele David is one of the featured artists in "The Skin Quilt Project: Uplifting Our Culture, Celebrating Tradition", an exhibition that expounds on issues from, The Skin Quilt Project (www.skinquiltproject.com), a documentary exploring skin color, cultural pride, and the art of fellowship amongst African-American quilters. Looking at the work of individual fiber artists and art quilters the show aims to celebrate the African-American cultural heritage through the medium of quilting. The Skin Quilt Project documentary will be looped throughout the exhibition. Reception w/ film screening: February 11, 2011, 6-8 pm at the ArtCentre of Plano, Plano, TX. As the featured artist, Michele David's works will be displayed in the lobby at the Massachusetts Medical Society's headquarters 860 Winter Street, Waltham Woods Corporate Center, Feb 4 - March 30.

Miriam K. Sokoloff will be giving a slide lecture on Sunday, February 27 at 7:45 PM at Temple Emanuel, Ward Street, Newton. She will be speaking about the quilt she had in the 2010 QC Show, a commissioned Ark Curtain, for BU Hillel House. All are welcome.

Send your News & Notes to wnwasserman@aol.com
Nancy Wasserman

Scholarship Article: Expressive Fiber

Dear Friends,

This past summer, thanks to a QC scholarship, I was able to attend a 5 day workshop in "expressive fiber" led by Jeannette diNicolis Meyer at Quilting by the Lake .

QBL is a gathering of close to 300 hard-working, inspiring, fun-loving, supportive, creative quilters. They come together to teach and to learn from each other, stretching the boundaries of their own artistic endeavors - released from all competing priorities for their time and attention.

In this particular class we all brought our own chosen project to work on while Jeannette moved from one to another, asking questions, offering suggestions, encouraging exploration of alternatives to move us beyond our comfort zones or to help us work towards a style of our own. She encouraged us to consider creating a series of quilts, looking at the same idea from different points of view, always asking ourselves the "what if..." question as we worked on one project and thought about the next.

Each day she came to class with a poem, a film, an article or some exercises to help us focus our

creative energies, to give ourselves permission to put our art first rather than last in our daily lives, and even to move ourselves back into creativity whenever we find ourselves “stuck” or lacking the confidence to do our best work, or even any work at all.

This might seem like a strange way to spend class time in a room full of talented and motivated quilters, but for me at that particular moment in time it was a series of life rings gently offered up to my floundering self as I struggled with a too big project and one of the deepest “artist’s blocks” I have ever experienced.

She read a poem by Mary Oliver, the Messenger, stating that our best ideas come when we simply “stand still and learn to be astonished”, keeping attentive to inspiration and possibility rather than trying to wrestle an idea into submission.

She gave us book titles to read such as *Art and Fear* by David Bayles and Ted Orland, *Bird by Bird* by Anne Lamott, and the *Creative Habit* by Twyla Tharp.

She showed us a film clip of a lecture by Elizabeth Gilbert (author of Eat, Pray Love), recorded on TED.com, where the author talks about how she keeps writing after publishing an incredibly successful book; how to keep the fear of failure at bay when competing with your own past success.

She encouraged us to keep a tiny notebook, jotting down ideas each day of possible directions to explore in our next quilt or the one we were working on, questions that came to our mind about color or design, reasons why we were loving this project, or questions about “what do I need to know or try out before I can continue with this new idea”?

Finally, she encouraged us to give ourselves permission not “to get it right” the first time; to go back to the equivalent of “practicing scales” when we feel most “stuck”. Just putting two pieces of fabric together, or practicing machine quilting stitches, or working on a single color study may be all that it takes to get the juices flowing, the hands and eyes remembering what they love to do, the “art instinct” back in control. You can’t just think about what you’d like your work to be. You have to actually make it, and then make it again, slightly differently than you did before, and then again. Work with shapes, or colors you like, or just lines, or try to express a particular emotion in fabric. Work small; work often. Ask yourself “how much detail can I leave out and still get my idea across?”

Did any of these ideas actually help me in this 5 day class? My answer is that I finally chose just one piece of my big project and created a stand alone “study” for one way of approaching the whole project. It may not be the quilt I had in mind at the outset, but it got me through a rough patch, again loving what I am trying to do. It made me value the gift of a scholarship from QC, and Jeannette as a teacher, more than ever.

Thank you all!
Betsy Abbott

Getaway Weekend

There are still spots available for the QC Weekend Getaway, May 20-22. Spend a weekend working on your own quilt projects with friends, surrounded by the beauty of the White Mountains. Delicious food and the luxury of leaving the cleaning up to someone else! Only \$156 pp double occupancy, \$256 for a single. Sign up for members-only through April 1.

Are you all working on your small quilt or bag for the President & VP challenge? Did you forget what is all about? Here's the reprint:

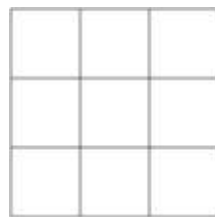
President & Vice President Challenge "Where in the World..."

This year's QC Challenge, to benefit NEQM, ACA and QC, is "Where in the World...". What does that mean? We would like you to create a quilt, no larger than 20" on any side, or a bag, of a place, either on earth or anywhere else, that inspires you. A place you have seen, dreamed, would like to go or have fabric for, already in your stash! For these Challenges we are always looking for what is a general topic that would interest all to bid on them at our Quilt Show in June. We try for general appeal and sale-ability. Especially if you haven't contributed before, this is your year! There are so many different nationalities and ethnic cultures that surround us, we thought it would be great to represent them. "Out of this world" quilts also appeal for those who dream of magical places.


We will collect these quilts on the Thursday before the Quilt Show so you have plenty of time to start and finish. 2 years ago we had 76 quilt and last year we had 58 and we made over \$7000.00. Please help us help others!

Elaine & Jessica


Our Next Raffle Quilt



Nine Patch Grid



Basic Nine Patch Block

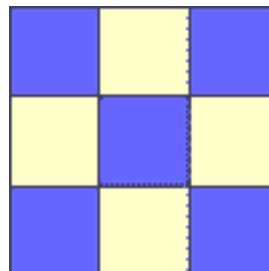


Nine Patch w/Divisions

QC is going green next year. Our raffle quilt will be a Basic Nine Patch Scrap Block. We are asking all members to make 2 (two) simple nine patch blocks. Make sure all your darks are different fabrics and all your lights are different. When all the blocks are completed we would love to get some creative ideas to put them together in a QC unique fashion.

The nine patch block is one of the most simple blocks you can make... and also one of the most useful. It's called a nine patch because it has three rows of three patches each -- nine patches.

The first block looks like this when it's complete:



Your second block will have the lights in the corners and the center.

How big? Cut one 2.5" square from each of 9 different darks & 9 different lights. Make two blocks. Your first block has the darks in the corner and your second block has the lights in the corner. The two blocks should measure 6 1/2" x 6 1/2" when you submit them (they will be 6" once incorporated in quilt). Contact Elaine with questions. eestone@comcast.net

Adopt-a-Fabric News

We encourage all members to participate in the Adopt-a-Fabric event which takes place before the Quilters' Connection meetings on the 2nd floor of the Arsenal for the Arts. We open the table about 6:15 pm, over an hour prior to the meeting, for your convenience to sell and shop for bargains. And, I will take this opportunity to thank those of you who have supported the table - those of you who have sold items and those who have purchased items during these past years.

Briefly, you would package up any misc items, (tools, books, patterns, thread, fabric or anything quilt related) in a zip log bag with a 3 X 5 card. The card should have your name and phone number and the item that is in the package, and the amount you want to charge. Books only require a 3 X 5 card and should be taped to the front of the book with masking tape, so as to remove easily without damaging the book.

On that same evening, please come back to the table approximately 7:25 pm - before the meeting starts -- to pick up any items not sold. The following month, we will give you an envelope with the card showing what you sold and the cash, less 10 %. The 10% proceeds that QC keeps goes to charity.

Please be informed: If you forget to come back for your unsold items, I do not take them home. I leave them on the table and you should stop by the table after the meeting to pick up any unsold items. If you do not pick up your unsold items, they could disappear. However, on one occasion I did receive a call from the Arsenal for the Arts the next day that several items were not picked up from my tables.

We cannot be responsible for any losses of merchandise. The people working the table take all reasonable steps to ensure that your merchandise is in good hands. There have been occasions whereby a very few items have gone missing - Sometimes they take a vacation and come back, but sometimes they do not?? You should be aware that when you put items in the Adopt-a-Fabric, you do so at your own risk. Please note that we have not lost many items in all the years - we have had this table available for your convenience.

We have noticed that sometimes people stop at the library first and then come to the Adopt-a-Fabric table and mistakenly pick up an extra book when they leave the table. In the future, if you do go to the library first and then visit the Adoptafabric table, please be sure to check to see that you have the "children" that you came with and nothing extra, unless you have purchased them.

We hope you understand this situation - this table has been established as a convenience for you to sell off some extra goodies and for others who have an opportunity to purchase some great stuff at a very reduced price. Thank you for your patience.

If you have not come by the Adopt-a-Fabric table, please do so at the next meeting. If you have any questions, please call me in the evening.

"One's discards are always someone else's treasures"!

RoseMary Koch

Quilters Connection
Getaway
May 20th , 21st , 22nd , 2011
Silver Fox Inn, Waterville Valley, NH
Registration Form
Application Deadline May 1st, 2011

Name: _____

Address: _____

City: State: Zip: _____

Home Phone: _____ Cell Phone: _____

Email: _____

Emergency Contact Person: _____

Emergency Contact Telephone: _____

Check one: Single Room _____ Double Room _____

Preferred Roommate: _____

Dietary or Physical Restrictions: (Allergies, etc.) _____

Package Includes:

- Two Nights Lodging, (Friday and Saturday)
 - Meals: *Dinner on Friday and Saturday, Breakfast on Saturday and Sunday, Lunch on Saturday and Sunday.
 - Individual sewing space in the skylight meeting room with access to separate ironing/design area
- *Wine or beverages can be brought for your evening meal.

Join us for a great weekend in beautiful Waterville Valley where shops, restaurants and scenic trails are within walking distance. Spend the time working on your own projects. You will be able to sew in the Silver Fox's new meeting room, enjoy delicious inn cooked meals, and relax in the lodge common room with fellow quilters.

***ONLY \$156 PP/DBL OCCUPANCY, \$256 SINGLE, FOR THE ENTIRE RETREAT!
\$75 DEPOSIT PER PERSON, NON-REFUNDABLE AFTER MAY 1ST, 2011.
BALANCE DUE MAY 6TH, 2011.
NO REFUNDS AFTER MAY 13TH, 2011
*retreat is limited, so sign up early!**

Make Check Payable to: Quilters Connection

Mail check and this registration form to:

Nancy Wasserman, 49 Yale St, Winchester, MA 01890.

Questions? email me at wnwasserman@aol.com

!!Please note: The inn has a cat welcoming committee, so please be aware of this if you have allergies!!

Sew Expo Special Offer

The Sewing & Quilt Expo is coming to Worcester in April 2011. They have offered a special to groups of 30 or more for Saturday, April 9th, 2011. The cost per person is \$5.00 payable in advance (no refunds). You must provide your own transportation - Carpool!

A one-day visit - Saturday April 9th only, each person will receive:

- One Class Session Ticket
(to be traded at the Expo for an actual class ticket - based on availability) (Value \$19)
- One Expo Shopping Bag (Value \$4)
- One Commemorative Expo Lapel Pin (Value \$5)
- One General Admission Ticket (Value \$10)

Total Value: \$38 per person

So, for just \$5 a person, the entire group can enjoy the Expo all day, free demos, and perhaps include a class! The plan is to meet as a group in the lobby, get your package and then you are on your own to enjoy! Payment is due by March 1st, 2011.

RoseMary Koch is organizing this event - Please call or email RoseMary if you are interested.
Email: rmkoch@rcn.com or call evenings: 781-646-1293

Checkout the expo's website for more details: <http://www.sewingexpo.com/>

Yahoo Group

If you want to join the QC-Quilters Connection Yahoo group, you need to do this yourself. First, if you don't already have a Yahoo account, you have to set up a Yahoo account by going to yahoo.com and follow the directions there for setting up an account. Then you have to either go to the Yahoo Groups page and search for the QC-QuiltersConnection group or go directly to http://groups.yahoo.com/group/QC_QuiltersConnection/ and click on "Join." Doing this will generate an email to me. I will then approve your request and you'll be a member of the group. It should take less than 5 minutes. Let me know if you have any problems. You can contact me at diane.franklin@gmail.com.

No Holds Barred exhibit at the New England Quilt Museum

The current exhibit at the New England Quilt Museum is “No Holds Barred.” All of the work is made by members of the Studio Art Quilt Associates (SAQA) who reside in one of the New England states, and all of the work is new and has not been previously exhibited. The juried exhibit will hang until April 9 and includes work by QC members Nancy Crasco, Linda Dunn, Beverly Fine, Sandy Gregg, Carol Anne Grotrian, Rosemary Hoffenberg, Valarie Poitier, Bobbie Sullivan, and others. There are a number of special events planned during the exhibit. For a current list of events you can refer to the NEQM website .

One Passion, May Voices exhibit at Artworks Gallery in New Bedford

At Artworks Gallery in New Bedford is a juried exhibit of work by twenty-eight members of the Surface Design Association residing in MA and RI. The Gallery is located at 384 Acushnet Ave., New Bedford, and Gallery hours are Tuesday - Saturday 12-5 pm. Artists included in the exhibit who are also QC members are Robin Bergman, Nancy Crasco, Sandy Gregg, Carol Anne Grotrian, Elaine Hickey, Mary Ellen Latino, and Ellen Noble. The exhibit closes on April 3.

Next Comfort Quilt Workshop

The next comfort quilt workshop is Saturday, February 26 at St. Marks in Burlington from 9-3. There will be lots to do - hand sewing, machine sewing (if you bring your sewing machine) quilts to be tied and pin basted - come join the fun!! Any questions, contact Jane Norberg. jhnorberg@gmail.com

Rhododendron Needlers Quilt Show

This year’s Rhododendron Needlers Quilt Show promises to be a spectacular event. They are featuring ‘The Supper Quilt’, this masterpiece has only appeared in New England once, and this may be the ONLY opportunity to see this quilt. March 19 from 10 to 5 and March 20 from 10 to 4 at the Blue Hills Regional Technical School in Canton, MA.

See details at www.RNQG.org or contact Jacqui O’Brien with questions. jacquio136@aol.com

2011-2012 Membership Renewal

Membership renewal for the 2011-2012 QC year is underway. Renewal forms are available in this newsletter or on the QC website at quiltersconnection.org.

Please submit your form along with payment to either of us at a QC meeting or by mail on or before May 31. There is an increase in the dues of \$5 if paid after May 31. We are hoping to avoid the chaos caused by the 250+ members that paid after May 31 last year. It takes 2+ months to process about 3 rounds of invitations to those on the waiting list and to get the membership list filled for September along with printing the name tags and getting the membership booklet published. QC currently has 388 members and 31 individuals on the waiting list. We will begin sending invitations to those on the waiting list as of June 15 so that we can complete all tasks by September. If we do not hear from you, we will assume you are no longer interested in renewing your membership with QC. It is your responsibility to get your renewal to us. We hope you plan to join us for another exciting year of activities and programs and take advantage of all that QC has to offer.

Susan Stemporzewski & Stephanie Laurin

Quilters' Connection 2011- 2012 Membership Renewal Form

Name: _____ (as will appear on membership ID)

Address: _____

City: _____ State: _____ Zip: _____

Telephone: _____ Do not print in membership booklet

Email: _____ Do not print in membership booklet

- Regular:** All Meetings, exhibit in show, take workshops, *Quiltations* by email \$40
(If received after May 31) \$45

- Associate:** 2 Meetings, exhibit in show, take workshops, *Quiltations* by email \$30
(If received after May 31) \$35

- International:** Living overseas, exhibit in show, *Quiltations* by email \$40
(If received after May 31) \$45

- Student:** 2 Meetings, exhibit 1 quilt in show, *Quiltations* by email \$20
(If received after May 31) \$25

- Quiltations* newsletter by mail \$10

Payment enclosed Cash Check # _____ \$ _____

Please volunteer for one or more of the following committees:

- | | |
|---|--|
| <input type="checkbox"/> Comfort Quilt Projects
<input type="checkbox"/> Communications
<input type="checkbox"/> Donations
<input type="checkbox"/> Get-Away Weekend
<input type="checkbox"/> Holiday Boutique
<input type="checkbox"/> Library
<input type="checkbox"/> Meetings
<input type="checkbox"/> Membership
<input type="checkbox"/> Your Special Talents _____ | <input type="checkbox"/> Newsletter
<input type="checkbox"/> Nomination
<input type="checkbox"/> Programs
<input type="checkbox"/> Quilt Show
<input type="checkbox"/> Raffle Quilt
<input type="checkbox"/> Scholarship
<input type="checkbox"/> Sunshine/Caring
<input type="checkbox"/> Winter Free Workshop |
|---|--|

Membership is from September 1 to August 31.

Return completed forms with payment so they are received by May 31 to:

(A-L) Stephanie Laurin 10 Slavin Dr Pelham, NH 03076
(M-Z) Susan Stemporzewski 37 Litchfield Cir Pelham, NH 03076

In this issue

President's Letter	1
Treasury Notes	2
Quilt Show News	3 & 4
Rowenta Fisher	4
Program News	5
News and Notes	5 to 6
Scholarship Article	6 to 7
Quilt Challenge & Our Next Raffle Quilt	8
Adopt a Fabric News	9
Getaway Form Reprint	10 to 11
Upcoming Events	11 & 12
2011-2012 Membership Form	13

Please note the next membership meeting is on a Tuesday.

QUILTERS' CONNECTION
P.O. Box 1337
ARLINGTON, MA 02474